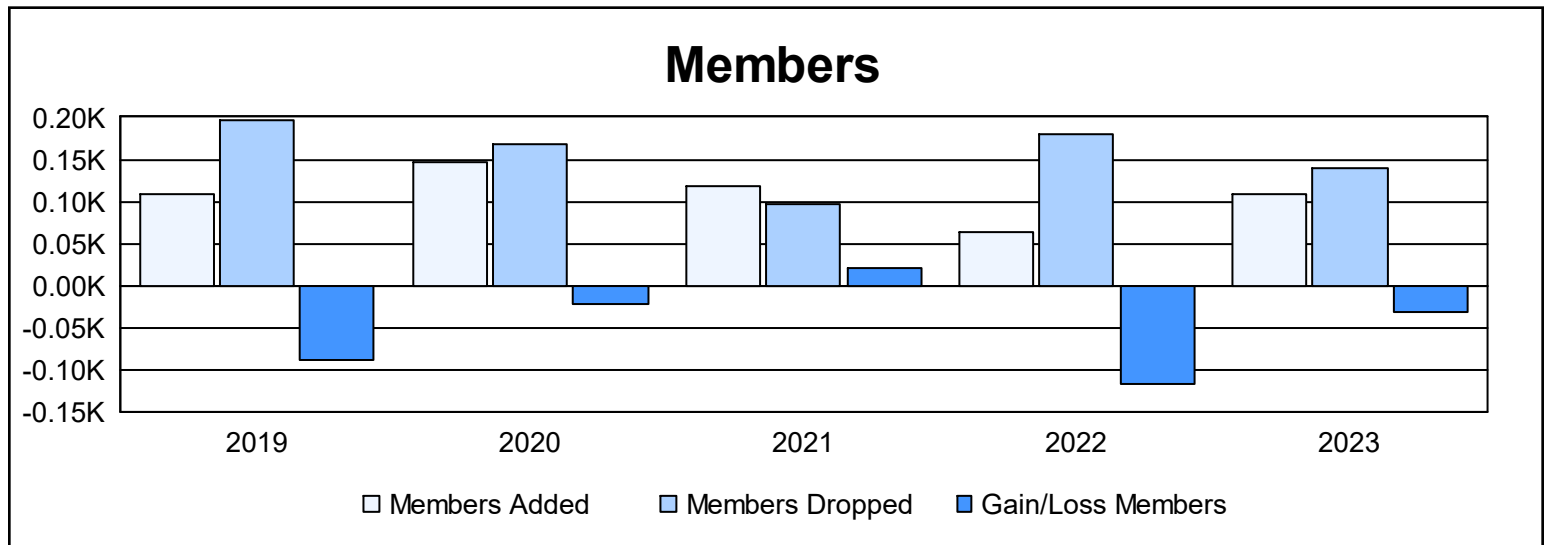
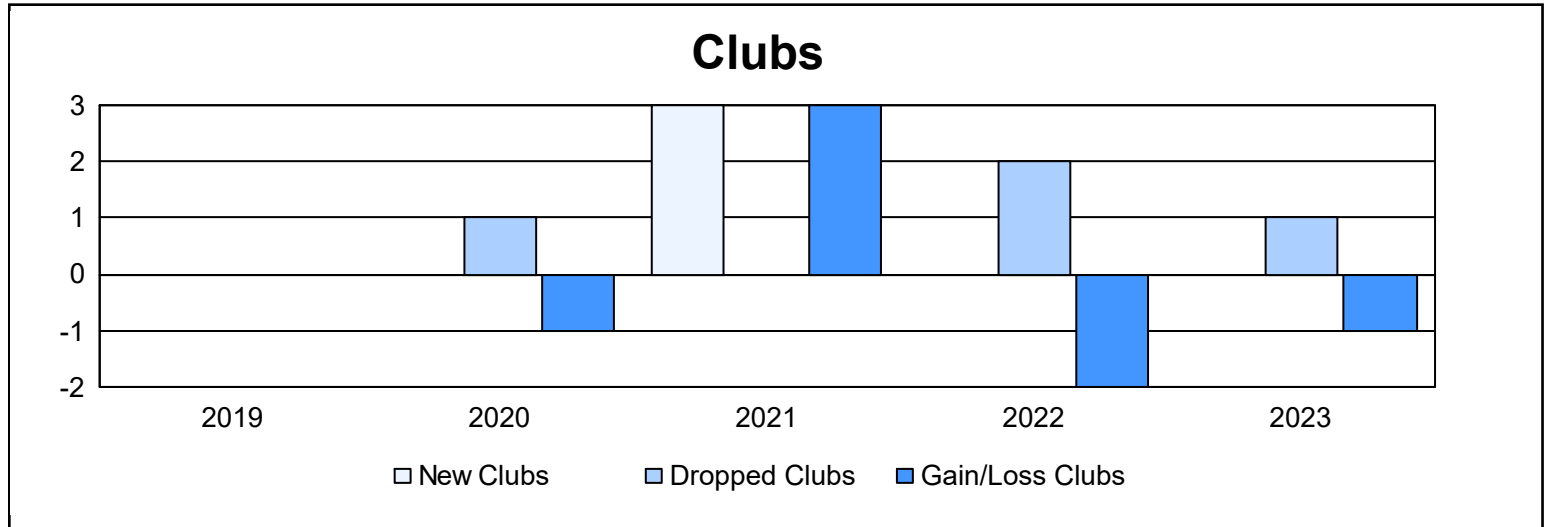
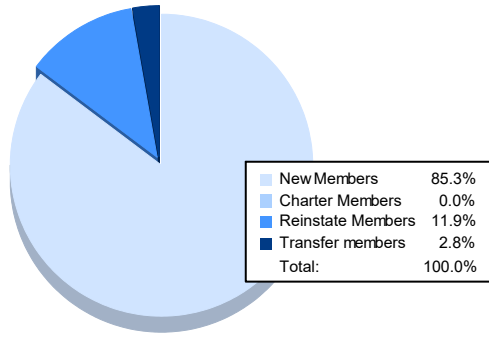


| Year           | New Clubs | Dropped Clubs | Gain/ Loss Clubs | New Members | Charter Members | Reinstate Members | Transfer Members | Total Member Added | Total Members Dropped | Gain/ Loss Members |
|----------------|-----------|---------------|------------------|-------------|-----------------|-------------------|------------------|--------------------|-----------------------|--------------------|
| 2018-2019      | 0         | 0             | 0                | 86          | 0               | 3                 | 19               | 108                | 197                   | -89                |
| 2019-2020      | 0         | 1             | -1               | 109         | 1               | 23                | 13               | 146                | 169                   | -23                |
| 2020-2021      | 3         | 0             | 3                | 45          | 61              | 5                 | 7                | 118                | 97                    | 21                 |
| 2021-2022      | 0         | 2             | -2               | 50          | 0               | 7                 | 6                | 63                 | 180                   | -117               |
| 2022-2023      | 0         | 1             | -1               | 93          | 0               | 13                | 3                | 109                | 140                   | -31                |
| <b>Average</b> | <b>1</b>  | <b>1</b>      | <b>0</b>         | <b>77</b>   | <b>12</b>       | <b>10</b>         | <b>10</b>        | <b>109</b>         | <b>157</b>            | <b>-48</b>         |



### Membership Composition June 2023 Cumulative



### Gender Composition June 2023 Cumulative

